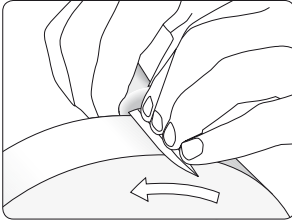
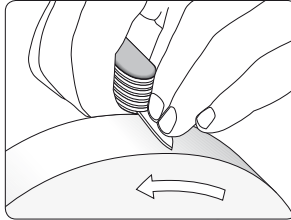


Free-hand Grinding

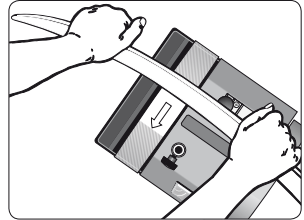
With free-hand grinding you grind away from the edge. This direction gives you the best control as you avoid the risk of the tool digging into the stone. You can also better observe the grinding process, as no water flows over the edge.



Grinding a short wood carving knife. Rest your hands on the Universal Support and keep your fingers close to the grindstone for best control.



Grinding a pocket knife. Use a light grinding pressure so that the blade does not fold. First grade the grindstone to fine grinding with the Stone Grader SP-650.



This is the best way to grind a scythe. As no water flows over the edge, it is easy to observe the burr developing. Hold your elbows close to your body. The honing wheel is removed.